FICHA TÉCNICA

Nº MOR030/2016

SUPORTES EM ESCADA EM RESINA DE POLÉSTER REFORÇADA COM FIBRA DE VIDRO

MORSTC...
MORSTL...



CÓDIGO DO ARTIGO	DIMENSÕES DOS SUPORTES			PARA BARRAS	Icw* CORRENTE DE CURTO-CIRCUITO DE CURTA DURAÇÃO Distância máxima a observar entre suportes consecutivos					
	ALTURA mm	COMPR. mm	LARGURA mm		10 kA mm	15 kA mm	25 kA mm	35 kA mm	50 kA mm	Un
MORSTC20	60	100	20	20x5	490	220	-	-	-	2
MORSTC25	105	135	18	25x5	200	120	-	-	-	2
MORSTC30	130	132	30	32x5	750	600	350	250	-	2
MORSTC40	148	164	30	40x6	750	600	350	250	-	2
MORSTC50	200	212	35	50x6	750	750	750	550	300	2
MORSTL30	100	230	30	32x5	750	750	500	300	-	2
MORSTL40	100	230	30	40x6	750	750	500	300	250	2
MORSTL50	100	275	35	50x6	750	750	600	450	320	2

Icw* = Corrente de curto-circuito de curta duração, em KA . 1seg

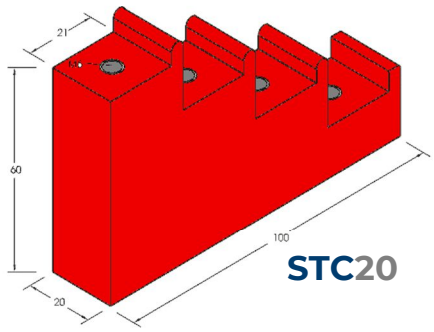

STC20

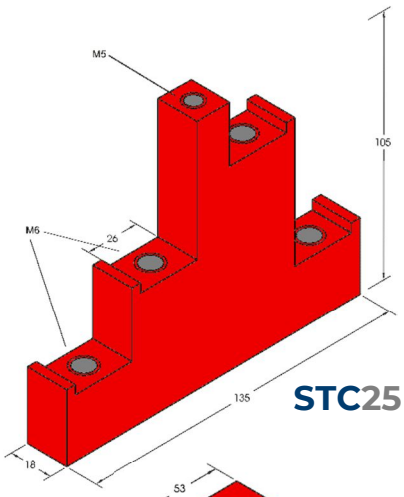

STC25

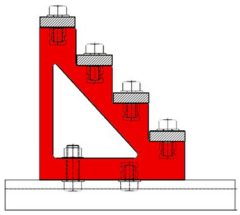

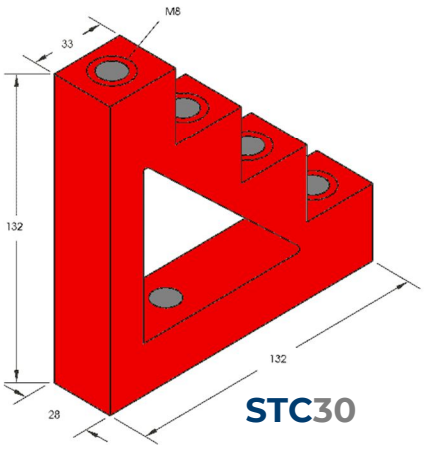

STC30

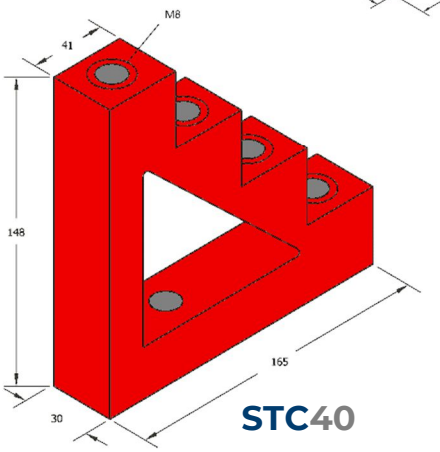

STC40

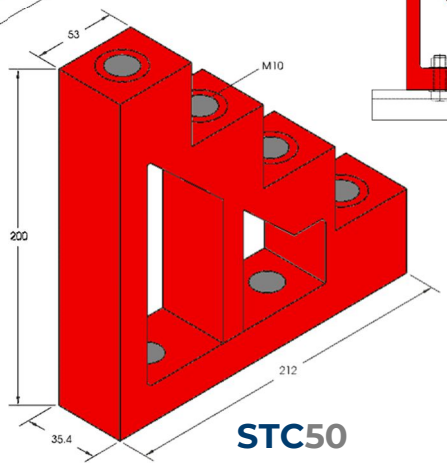

STC50

SUPORTES EM ESCADA EM RESINA DE POLÉSTER REFORÇADA COM FIBRA DE VIDRO

MORSTC...
MORSTL...



SUPORTES EM ESCADA TIPO STL

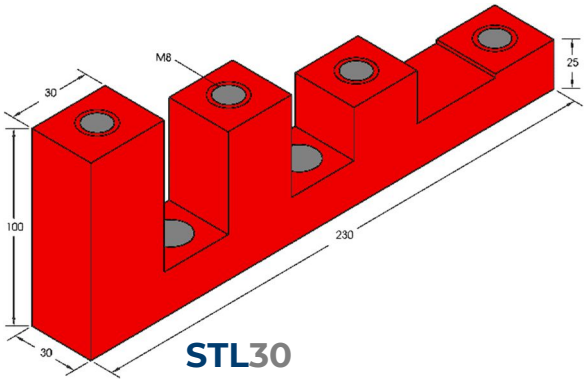

STL30

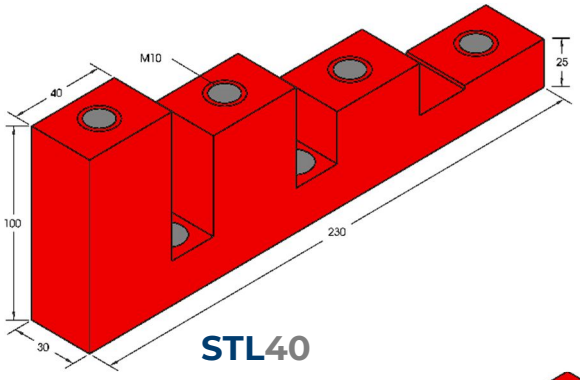

STL40

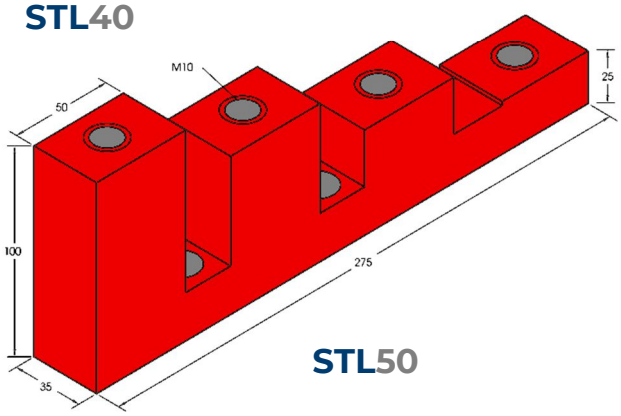

STL50

CARACTERÍSTICAS DA MATÉRIA PRIMA

Material isolante	**DMC,** dough moulded compound reinforced with fiberglass
Conteúdo de fibra de vidro	17%
Densidade	1,9 g/cm³ (ASTM D-792)
Temperatura de serviço	-40°C a 140°C
Reação ao fogo e à chama	Auto extinguível (UL 94-V0)
Absorção de água em 24h	0,15% (ASTM D-570)
Resistência ao esforço de tração	400 Kgf/cm² (ASTM D-638)
Resistência ao esforço de flexão	900 Kgf/cm² (ASTM D-790)
Resistência ao esforço de compressão	1500 Kgf/cm² (ASTM D-695)
Resistência ao impacto	250 (Kgf/cm)/cm (ASTM D-265)
Rigidez dielétrica	10KV/mm (ASTM D-149)
Indice de rastreamento	> 600V (ASTM BS-5901)
Tempo de resistência ao arco	> 180s (ASTM D-495)
Cor	VERMELHO